

# Device Racks

Compatible with:  
Carrier 40 Cart™

Don't need the Baskets in your Carrier 40 Cart?  
Need to fit bigger devices? Install the device  
racks. This document will specify the maximum  
dimensions for a device that will fit in the  
Carrier 40 Cart with the racks.



# Follow the steps below to check your device's compatibility with the Carrier 40 Cart. 40 slot total.

1

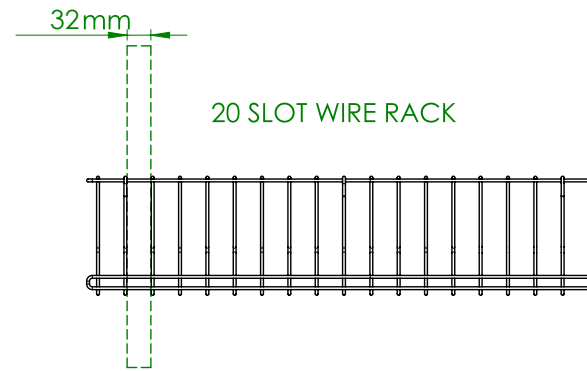
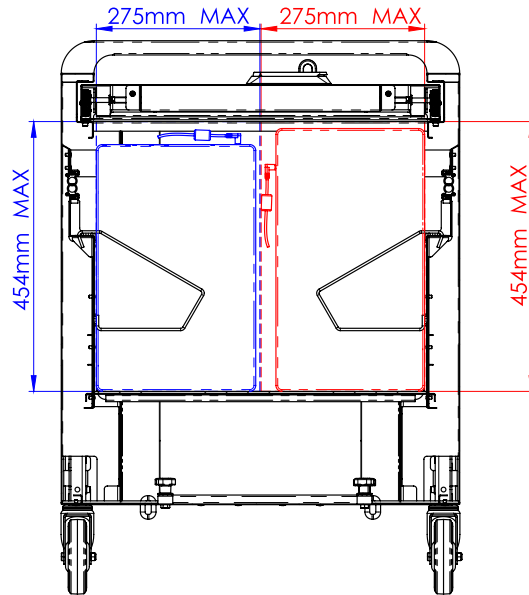
Check where the power inlet is located on your device. Is it on the side or on the rear of your device?

2

Check your device dimensions. The measurements should also consider the power outlet plugged into the device (see below).

3

If your device is smaller than the measurements shown below, your device is compatible.



CART COMPATIBILITY	DESCRIPTION	TOTAL DEVICES PER CART	MAX DIMENSIONS WITH POWER CABLE (mm):
PCL8-10005	Device rack 20 slots	40	454 x 275 x 32

[www.pclocs.com.au](http://www.pclocs.com.au)

Phone: 1300 725 627

[sales@pclocs.com.au](mailto:sales@pclocs.com.au)



# Follow the steps below to check your device's compatibility with the Carrier 40 Cart. 36 slot total.

1

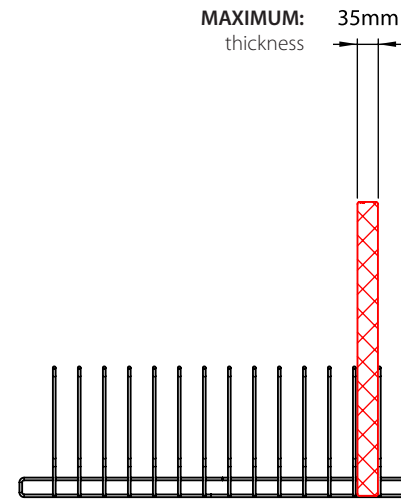
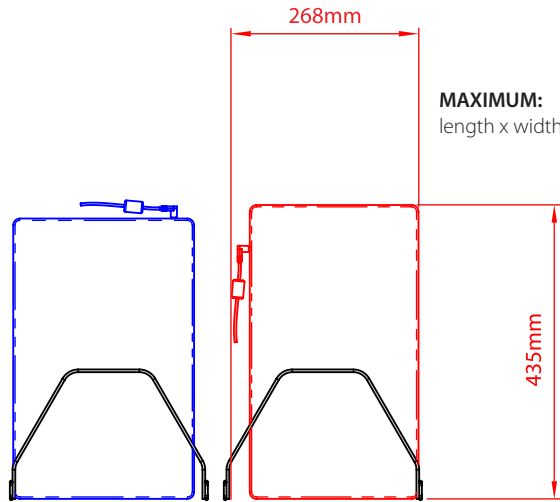
Check where the power inlet is located on your device. Is it on the side or on the rear of your device?

2

Check your device dimensions. The measurements should also consider the power outlet plugged into the device (see below).

3

If your device is smaller than the measurements shown below, your device is compatible.



CART COMPATIBILITY	DESCRIPTION	TOTAL DEVICES PER CART	MAX DIMENSIONS WITH POWER CABLE (mm):
PCL8011 & PCL8-10005	Device rack 18 slots	36	435 x 268 x 35

[www.pclocs.com.au](http://www.pclocs.com.au)

Phone: 1300 725 627

[sales@pclocs.com.au](mailto:sales@pclocs.com.au)

